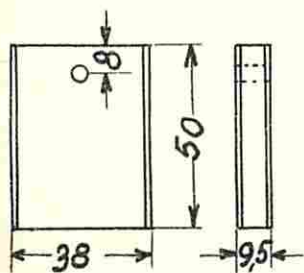


Kommutatorkul


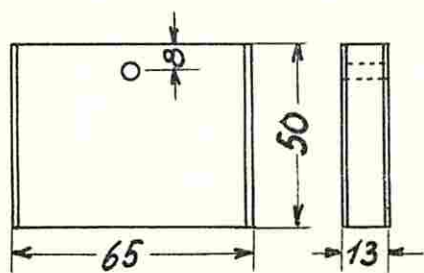
til rullende materiel.

Øverste trediedel af kullene er kobberforhudet.


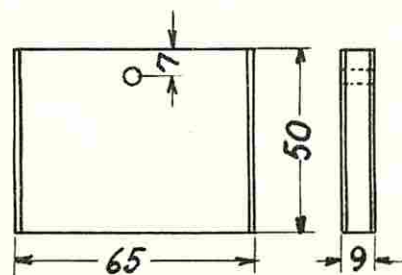
Hullerne til fastgørelse af kabellidser er 5mmΦ.



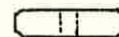
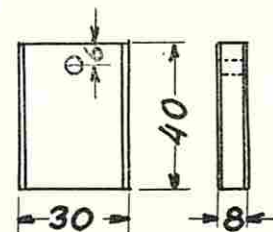
2. REG 26
(Siemens)



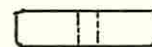
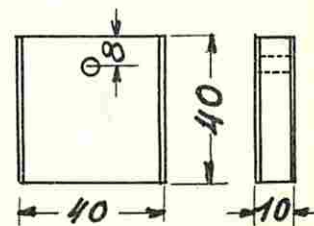
3. REG 55



4. REG 76



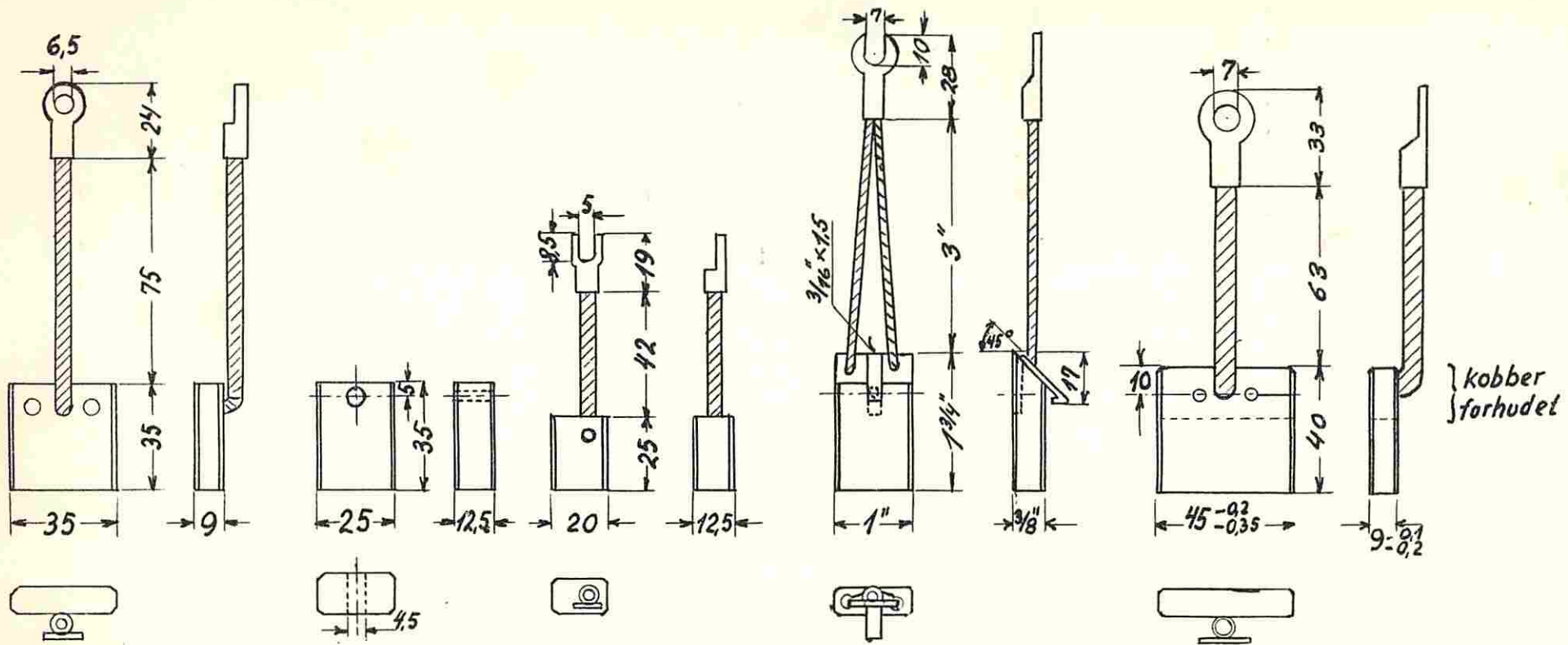
5. RZG 103



6. RZG 203

Nr : Vogne	Ltr : Jernbane.	Nr : 1	Bilag: IX	Elektriske maskiner og appar.		Ændringer	
				Kommutator-og kontaktkul			

Maskinafdelingen 6/1 53 Fr.



7. Titan EP
9. Pintsch 22^z

10. Pintsch Gw 8. Thrige CF 12

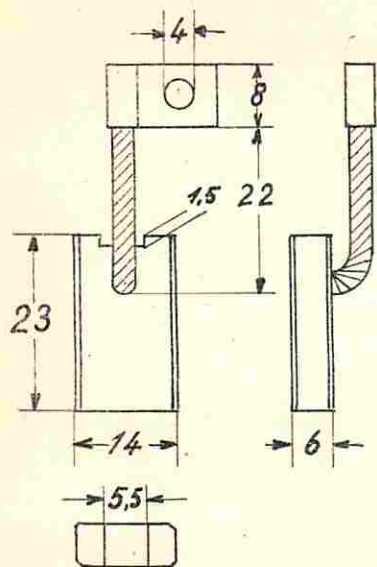
12. Stone XR 295

14. GEZ DG 253

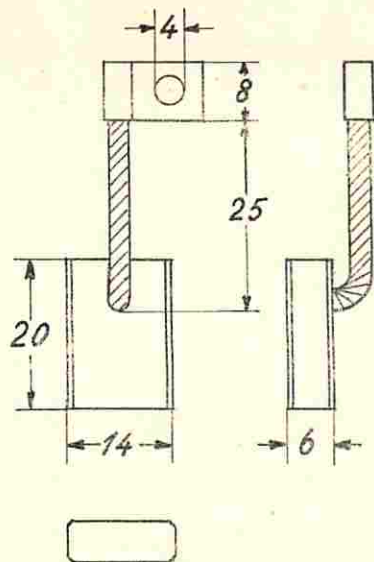
13. Pintsch DPS

Nr : 2	Blad: IX	Elektriske maskiner og appar.	Ændringer	
		Kommutator-og kontaktkul		
Nr : 2	Blad: IX		Ændringer	

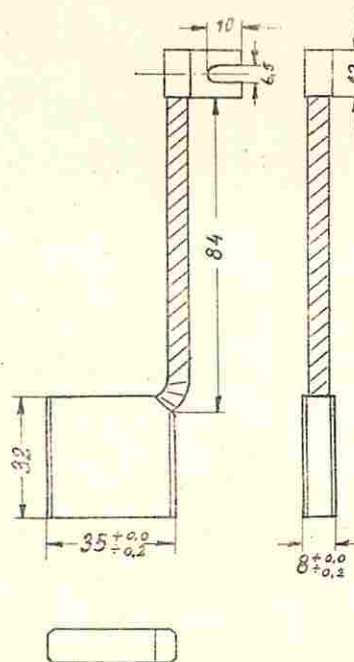
Maskinafdelingen 17/8-55 stig.



15 Bosch omf.
Komm.

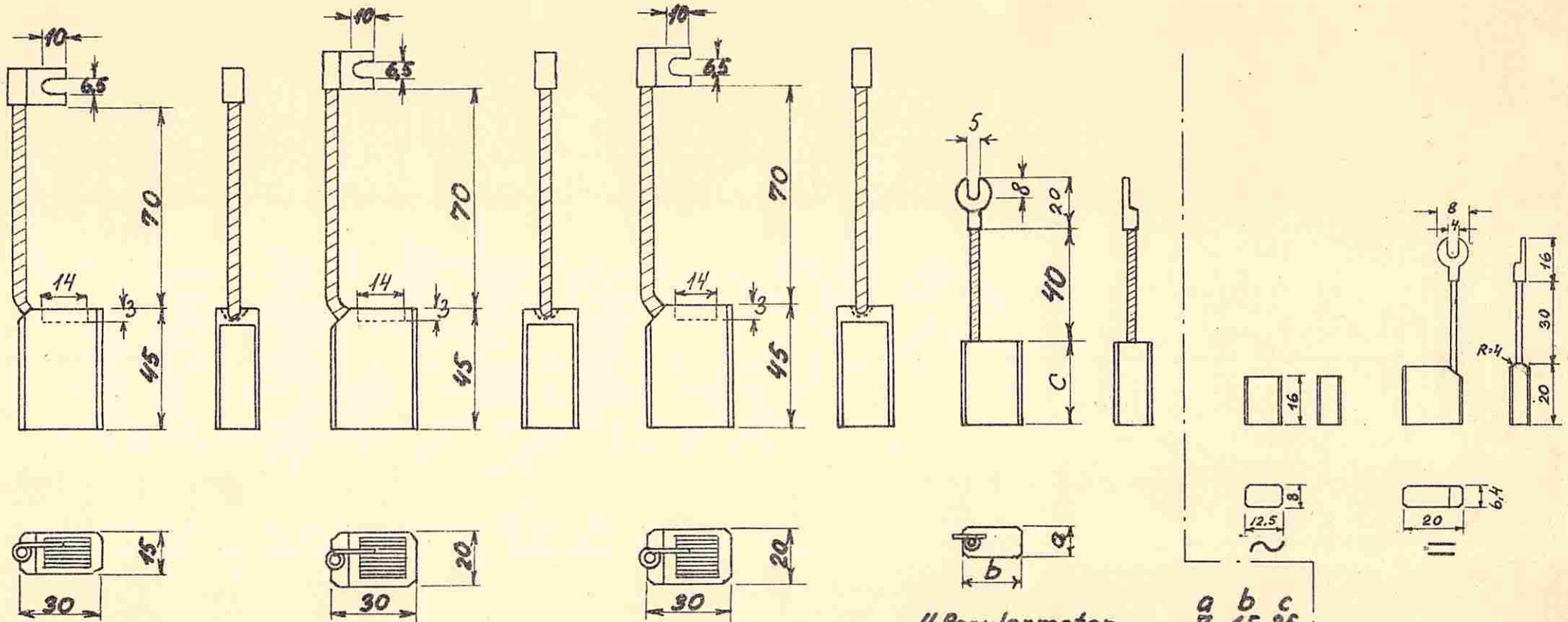


16 Bosch omf.
Slæberinge



17 Pintsch/Titan.
120 A

Nr : vogne	Ltr : Jern- bane-	Nr : 3	Blad : IX	Elektriske maskiner og appar.	Andringer	Pos. 17 indf. 14/12 57.
				Kommutator-og kontaktkul		



1 Hoveddynamo

2 Banemotor

3 Hjælpedynamo

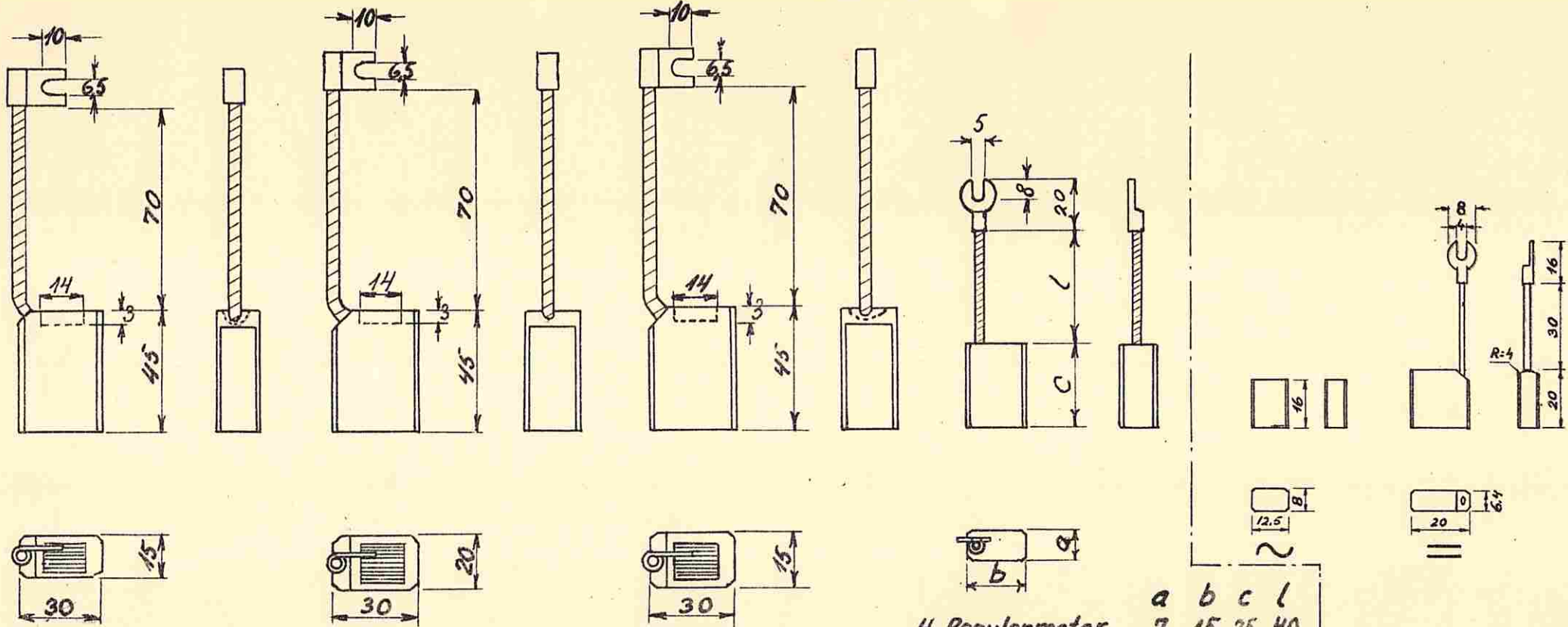
- | | a | b | c |
|-----------------------|------|------|----|
| 4 Reguleromotor | 7 | 15 | 25 |
| 5 Kompressor | 12,5 | 20 | 30 |
| 6 Kølevandspumpe | 12,5 | 20 | 30 |
| 7 Ventilator f. køler | 12,5 | 20 | 30 |
| 8 Varmecirkul.pumpe | 12,5 | 20 | 30 |
| 9 Lysomformer Dyn. | 16 | 20 | 30 |
| 10 " Mot. | 12,5 | 20 | 30 |
| 11 Solaroliepumpe | 10 | 12,5 | 20 |
| 12 Køltekompresor | 10 | 12,5 | 20 |
| 13 Kalorifer | 12,5 | 20 | 25 |

14 Omformer for lysrørsbelysning.

Nr. 40744	Ltr. MB	Nr. 1	Blad IX	Elektriske maskiner og appar.	Ændringer
				Kommutator-og kontaktkul	

Rev. 14-7-60 nr.

Maskinafdelingen 7-5-53 H.



1 Hoveddynamo

2 Banemotor

3 Hjælpedynamo

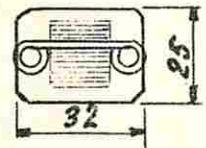
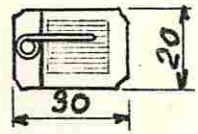
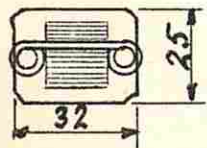
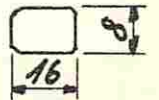

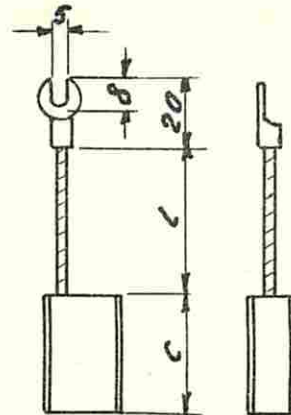

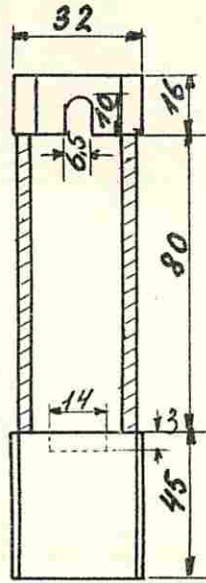
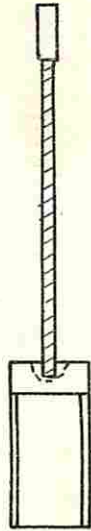
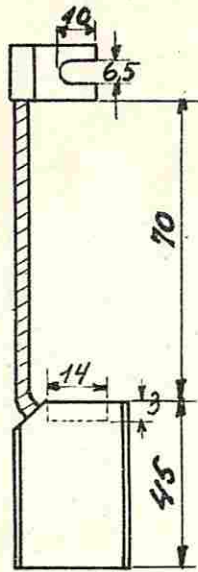

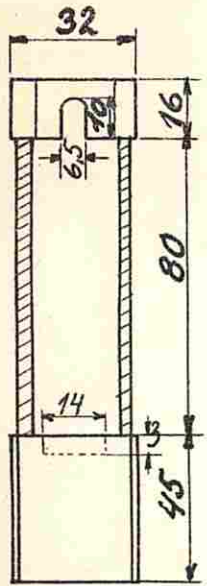
	a	b	c	l
4 Regulermotor	7	15	25	40
5 Kompressor	125	20	30	40
6 Kølevandspumpe	125	20	30	40
7 Ventilator f. Køler	125	20	30	40
8 Varmecirkul.pumpe	10	10	30	70
9 Lysomformer Dyn.	16	20	30	40
10 " Mot.	125	20	30	40
11 Solaroliepumpe	10	125	20	40
12 Kølekompresor	125	20	30	40
13 Kalorifer	10	125	20	40

14 Omformer for lysrørsbelysning.

Nr. 445-416	Ltr. MB	Nr. 1	Blad: IX	Elektriske maskiner og appar.	Ændringer
				Kommutator- og kontaktkul	

Rev. 14-7-60 H.

Maskinafdelingen 15-5-53 W



1 Hoveddynamo


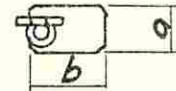
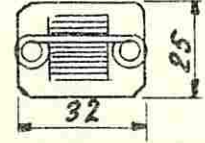
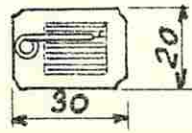
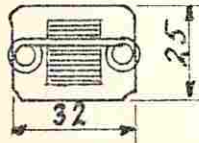

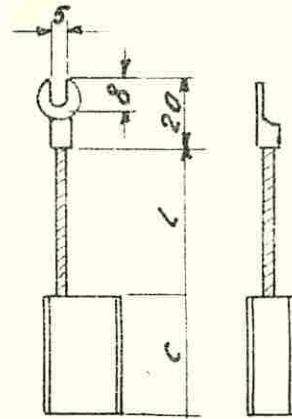
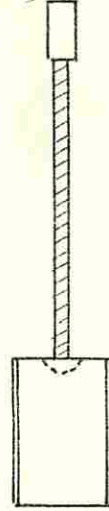
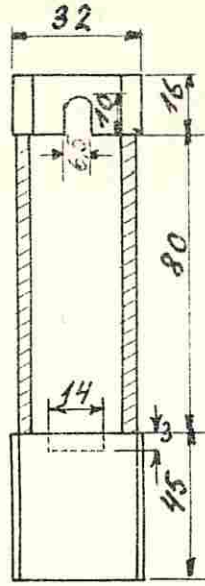
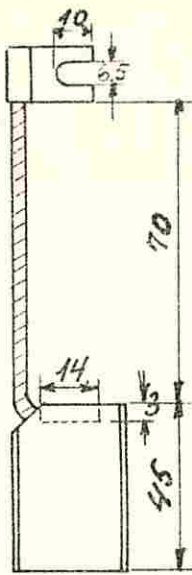

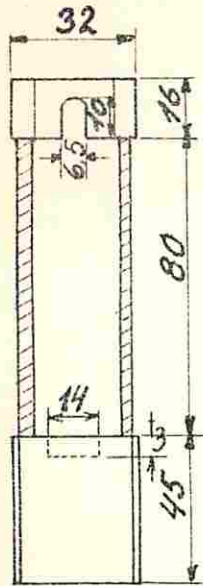
2 Banemotor

3 Hjælpedynamo

	a	b	c	L
4 Regulermotor	10	15	25	40
5 Kompressor	12.5	20	30	40
6 Kølek. pumpe	12.5	20	30	40
7 Lysornformer Mot	12.5	20	30	40
8 " Dyn	16	20	30	40
9 Ventilator f. køler	12.5	20	25	45
10 Fødev. pumpe	8	25	32	60
11 Solaroliepumpe	10	20	25	40
13 Brændermotor	8	20	25	40
14 Banemot. vent.	8	20	25	30

12 Brænder. Gen.

Nr : 1	Ltr : MAFK	Blod : IX	Elektriske maskiner og appar.	Ændringer	
			Kommutator-og kontaktkul		
Nr : 675-676					



1 Hoveddynamo

2 Banemotor

3 Hjælpedynamo

	a	b	c	L
4 Reguleromotor	10	15	25	40
5 Kompressor	125	20	30	40
6 Kølev. pumpe	16	20	30	40
7 Lysornformer Mot	125	20	25	40
8 " Dyn	16	20	30	40
9 Ventilator f. køler	125	20	30	45
10 Fødev. pumpe	8	25	32	60
11 Solaroliepumpe	10	20	25	40
13 Brændermotor	8	20	25	30
14 Banemot. vent.	8	20	25	40

12 Brænder. Gen.

Nr. 699-684

Ltr: MAF

Nr: 1

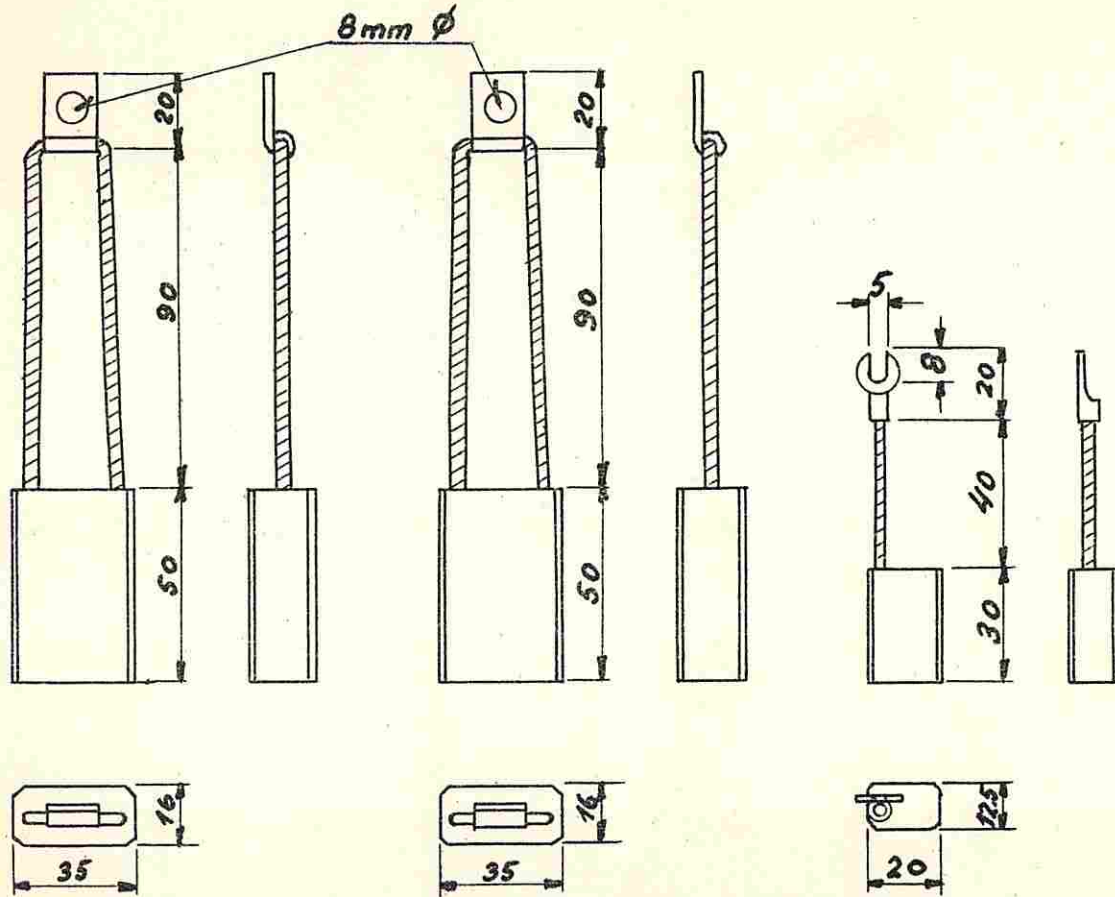
Blad: IX

Elektriske maskiner og appar.

Kommutator-og kontaktkul

Endringer

Maskinafdelingen 12-5-53 *W*



1 Hoveddynamo

2 Banemotor

3 Hjælpedynamo

Nr 501-515

Lfr: ML

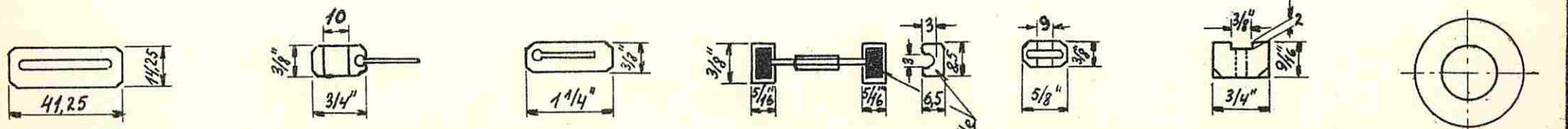
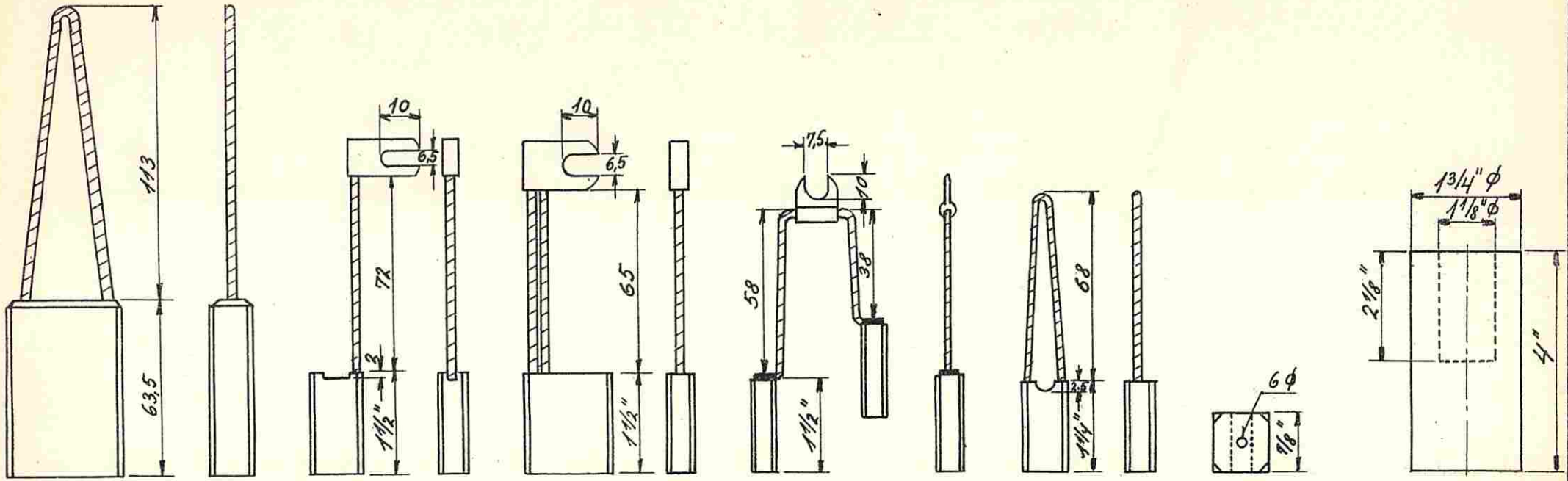
Nr: 1

Blad: IX

Elektriske maskiner og appar.

Kommutator-og kontaktkul

Ændringer



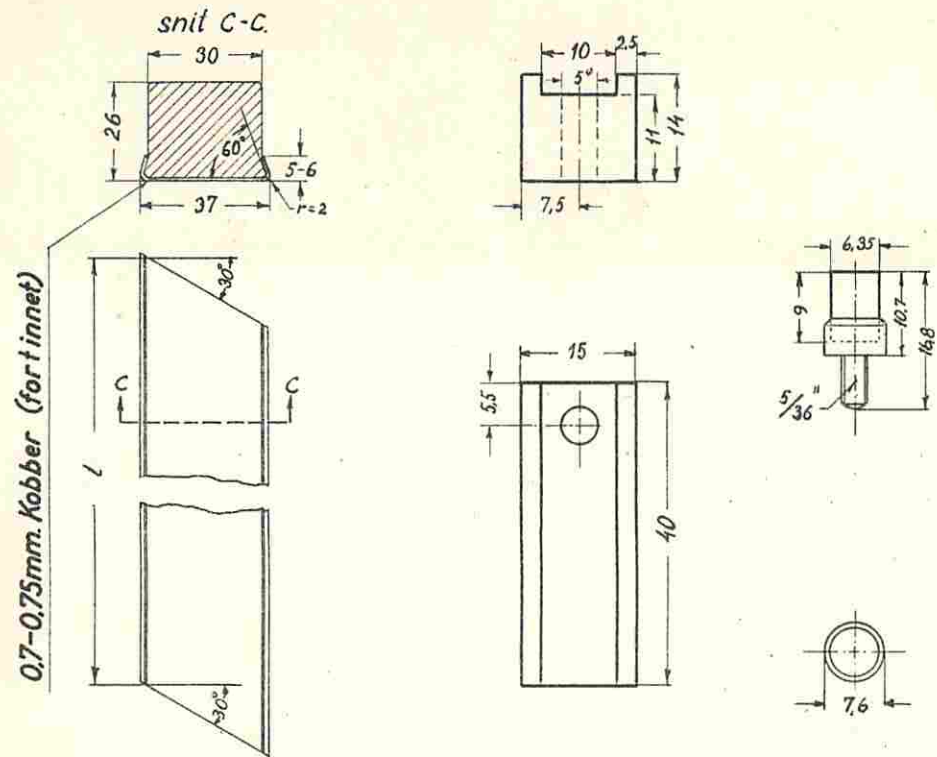
1 Banemotor 2 Motor 3 Generator 4 Kompressor 5 Styremotor 6 Kammotorrelæ 7 Hovedrelæ 8 Jordkul for banemotor

1mm mess. plade fastloddet

Nr : 1	Ltr : MM	Blod : IX	Elektriske maskiner og appar.		Endringer	
			Kommutator-og kontaktkul			

Nr : 701-762

Maskinafdelingen 7-12-57.



9 Pantograf. 10 Stillingsvalse. 11 Stillingsvalse.

Tidsrelæ.

Flaskevarmer.


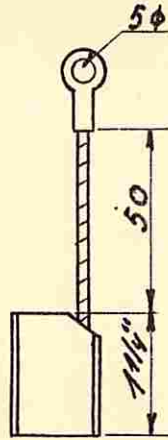
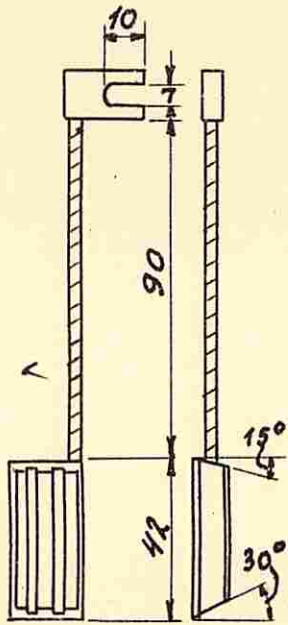
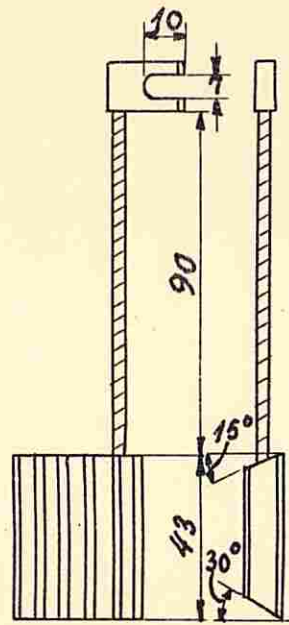
A. l=595mm. 4stk. pr. slæbeslykke.

B. l=440mm. 1. " " " " " "

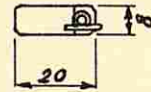
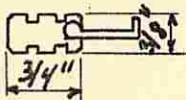
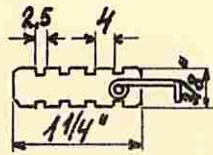
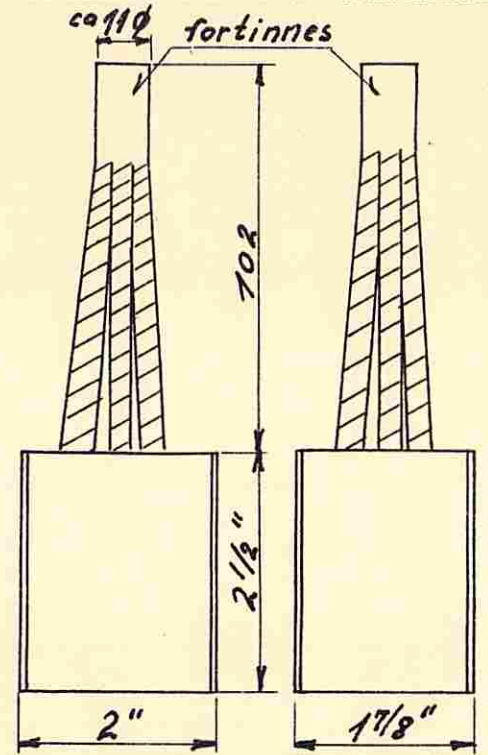
Nr : 701-762.	Ltr : MM	Nr : 2	Blad: IX	Elektriske maskiner og appar.	Ændringer	
				Kommutator-og kontaktkul		

Maskeafdelingen 20-5-53 \overline{H}

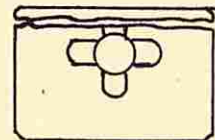
Se Mn 701-762



Se Mn 701-762



5 Styremotor



1 Banemotor

Motorgenerator

4 Kompressor

4A Kompressor

6 Kammotorrelæ

8 Jordkul for banemotor

2 Generator

3 Motor

7 Hovedrelæ

Nr 763-802

L&R: MM

Nr : 1

Blad: IX

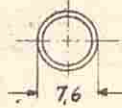
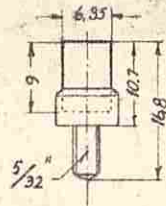
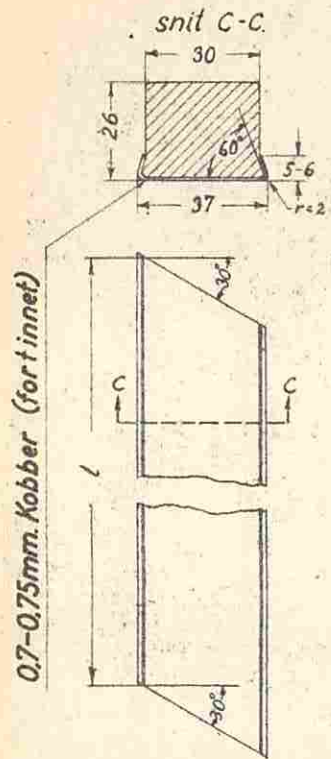
Elektriske maskiner og appar.

Kommutator-og kontaktkul

Ændringer

Pos. 4A indført. 13-7-60 \overline{H} .

Maskinafdelingen 7-12-57.



9 Pantograf.

10 Tidsrelæ.

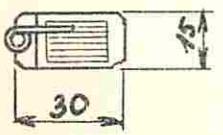
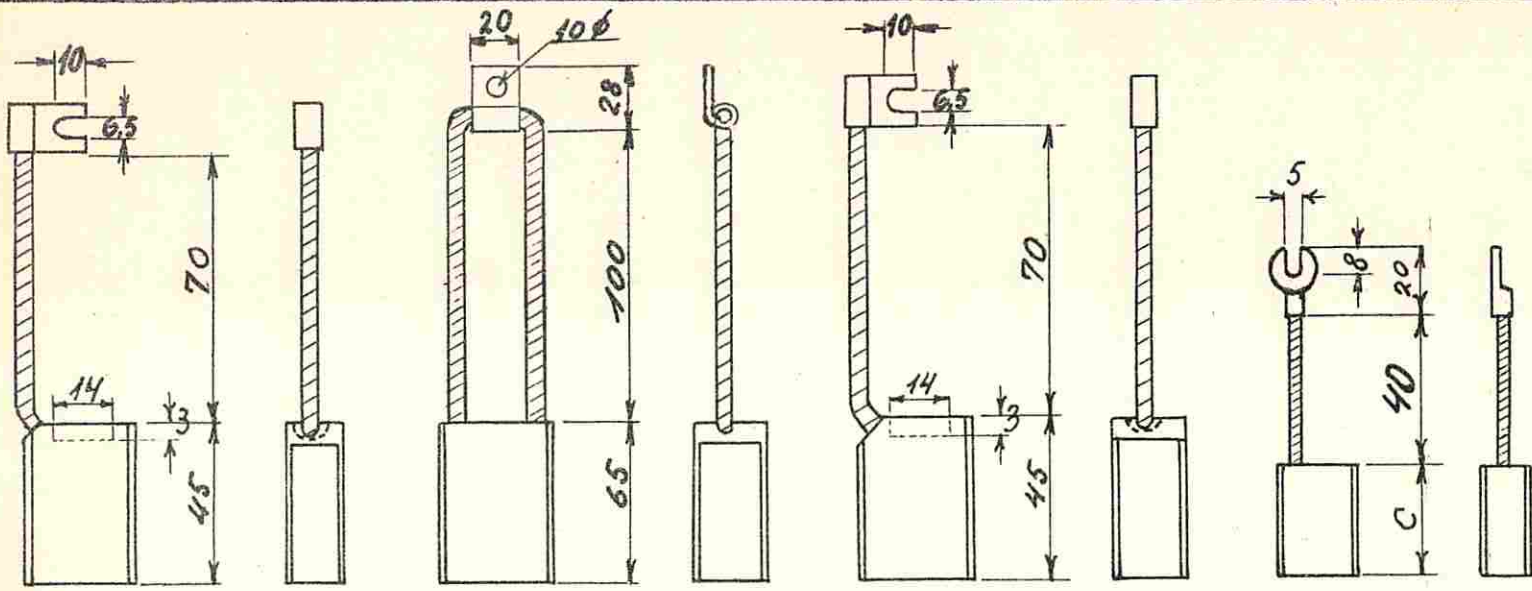
11 Flaskevarmer.

A. l=595mm. 4stk.pr.slæbeslykke.

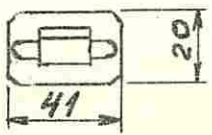
B. l=440mm. 1.. ..

Nr : 763-802.	Ltr : MM	Nr : 2	Blad : IX	Elektriske maskiner og appar.	Ændringer	Rev. 13-7-60
				Kommutator-og kontaktkul		

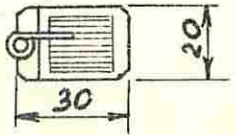
Maskinafdelingen 12-5-53 F.



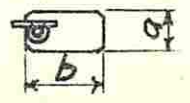
1 Hoveddynamo



2 Banemotor



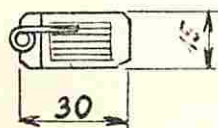
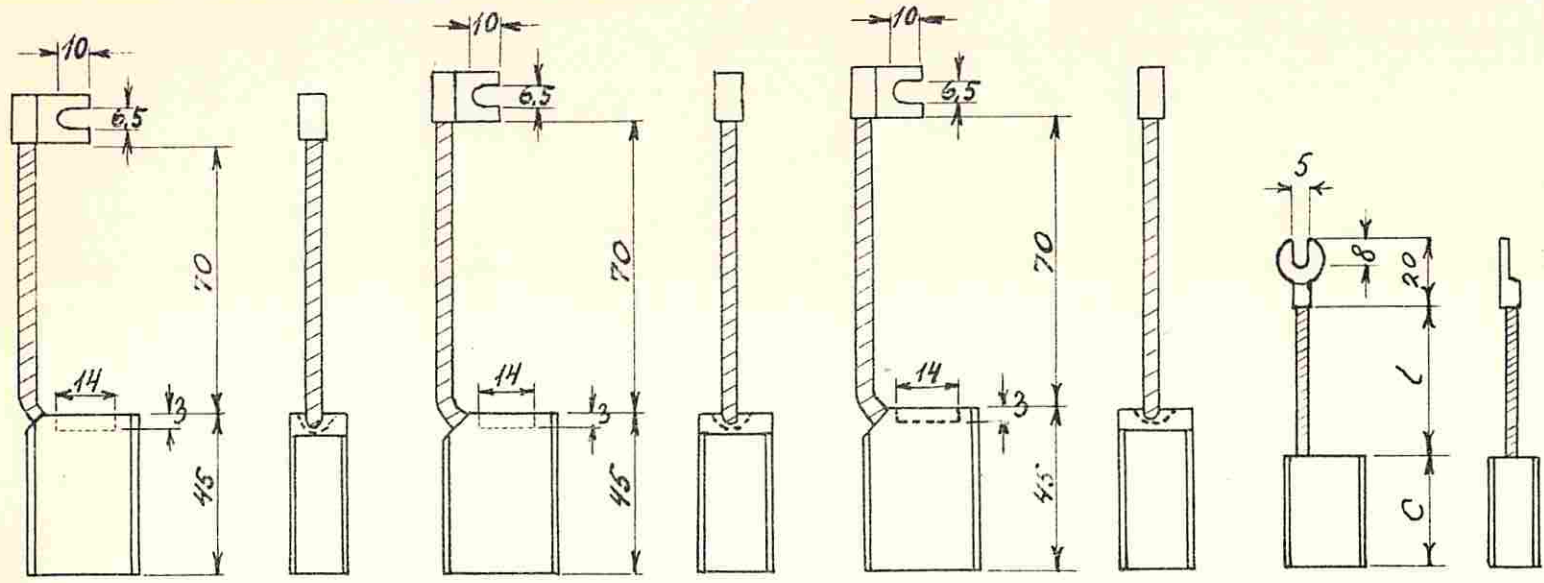
3 Hjælpedynamo



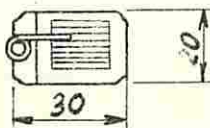
- | | | | |
|--------------------|------|----|----|
| 4 Regulermotor | a | b | c |
| 5 Kompressor | 7 | 15 | 25 |
| 6 Kølevandspumpe | 12,5 | 20 | 30 |
| 7 Banemotorventil. | 12,5 | 20 | 30 |
| 8 Lysomformer Mot. | 12,5 | 20 | 30 |
| 9 " Dyn. | 12,5 | 20 | 30 |

Nr : 551-552	Ltr : M0	Nr : 1	Blad : IX	Elektriske maskiner og appar.		Ændringer	
				Kommutator-og kontaktkul			

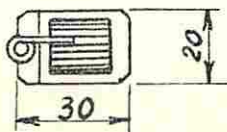
Maskinafdelingen 7-5-53



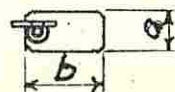
1 Hoveddynamo



2 Banemotor



3 Hjælpedynamo

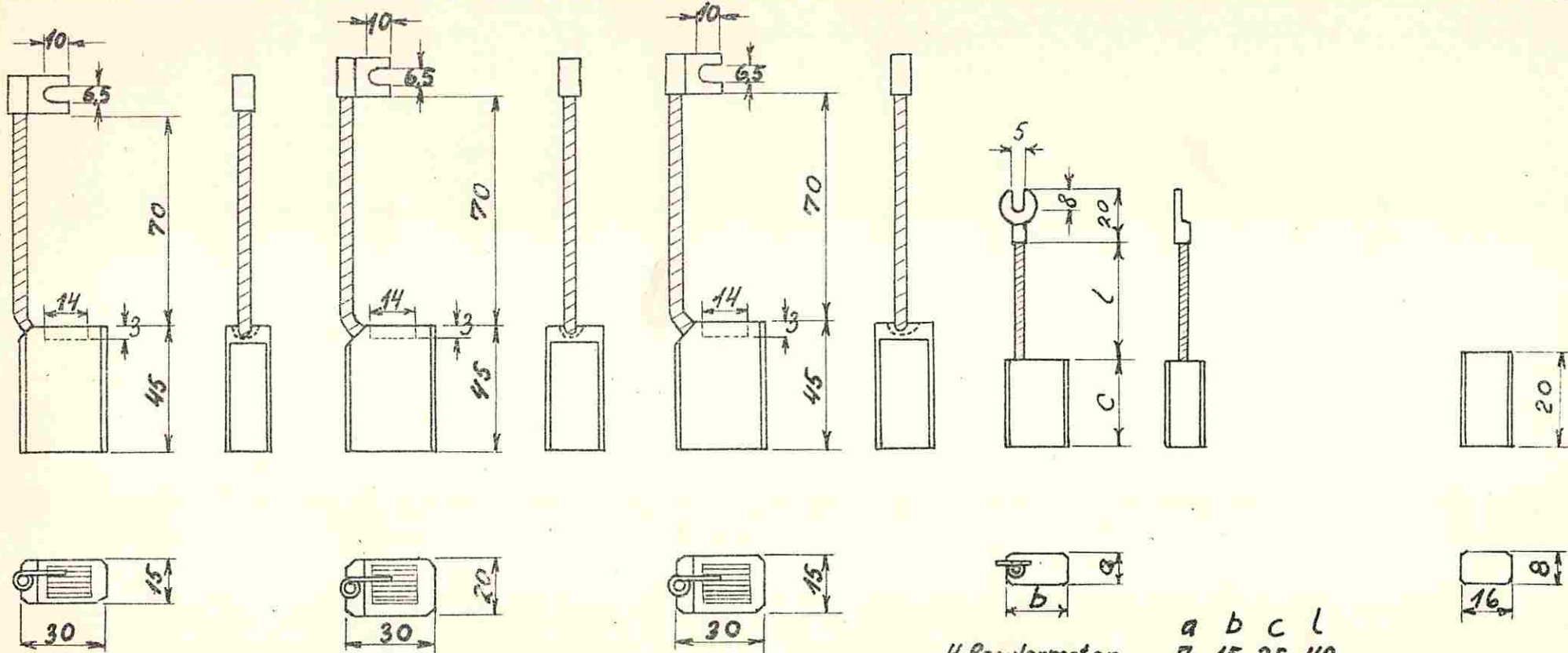


	a	b	c	l
4 Regulermotor	7	15	25	40
5 Kompressor	12,5	20	30	40
6 Kølevandspumpe	12,5	20	30	40
7 Lysomformer Mot.	12,5	20	30	40
8 " Dyn	12,5	20	30	40
9 Banem.ventilator	8	20	25	30

Nr. : 553-599
 L&R : M0
 Nr. : 1
 Blad : IX

Elektriske maskiner og appar.
 Kommutator-og kontaktkul
 Ændringer

Maskinafdelingen 8-5-53 $\frac{1}{4}$.



1 Hoveddynamo

2 Banemotor

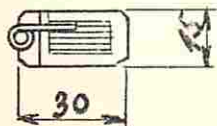
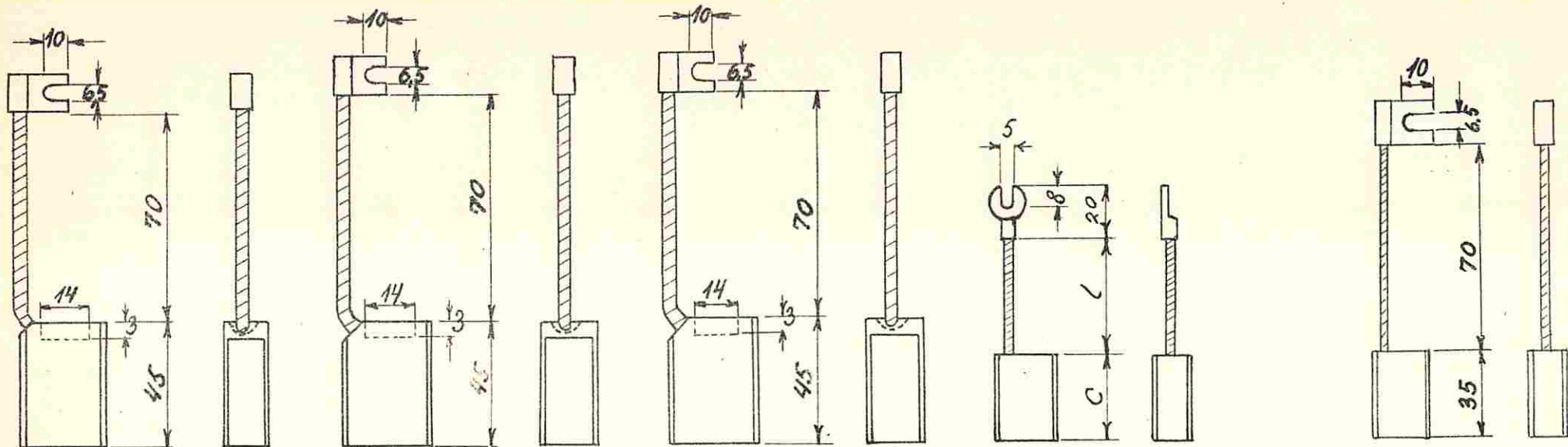
3 Hjælpedynamo

13 Brændergen.

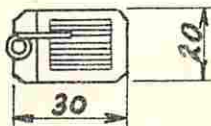
	a	b	c	l
4 Reguleromotor	7	15	25	40
5 Kompressor	12.5	20	30	40
6 Kølevandsp	12.5	20	30	40
7 Lysomformer Mot.	10	20	25	40
8 " Dyn	10	20	25	40
9 Banemot.vent.	8	20	25	40
10 Solaroliepumpe	10	20	25	40
11 Fødeu.pumpe(værn)	8	25	35	60
12 Brændermotor	8	20	25	30

Nr : 1880-1804	Ltr : Mo	Nr : 1	Blad : IX	Elektriske maskiner og appar.	Ændringer
				Kommutator-og kontaktkul	

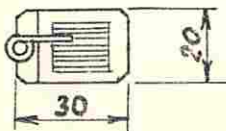
Maskinafdelingen 8-5-53 ~~1953~~




1 Hoveddynamo



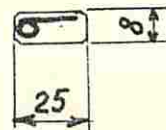
2 Banemotor



3 Hjælpedynamo



5 Kølevandsp. 12.5 20 30 40
6 Banemot.ventilator 8 20 25 30

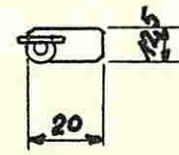
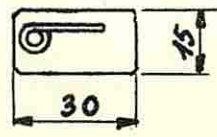
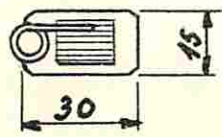
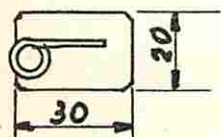
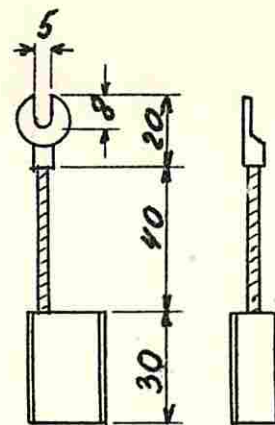
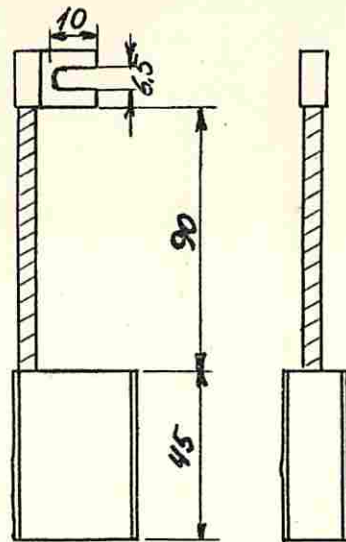
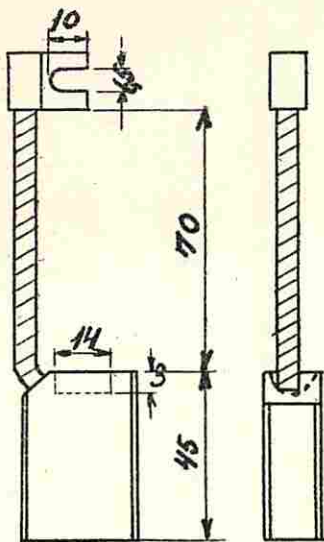
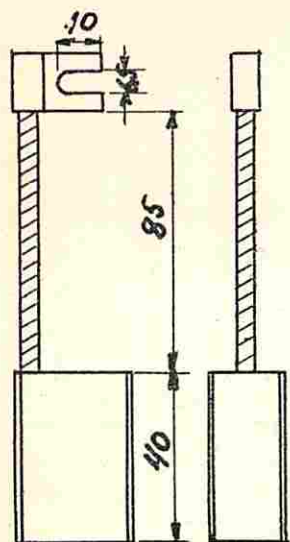


4 Kompressor

a b c l

Nr : 540-519	L&R : MP	Nr : 1	Blad : IX	Elektriske maskiner og appar.	Ændringer	
				Kommutator-og kontaktkul		

Maskinafdelingen 15-5-53 *M.*



1 Hoveddynamo

2 Banemotor

3 Hjælpedynamo

4 Kompressor
5 Kølev. pumpe

Elektriske maskiner og appar.

Kommutator- og kontaktkul

Ændringer

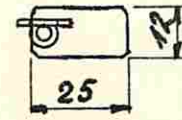
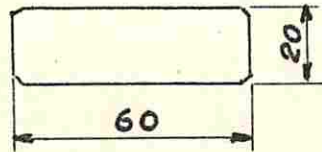
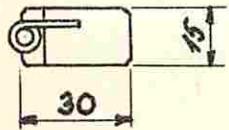
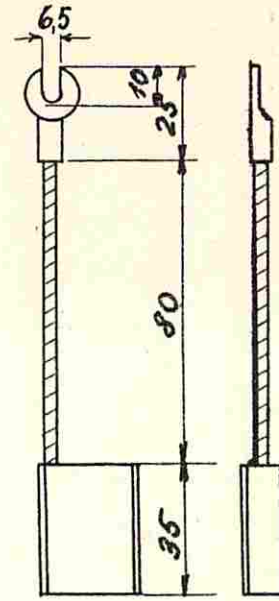
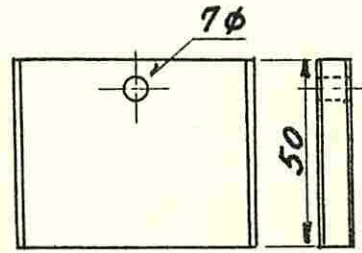



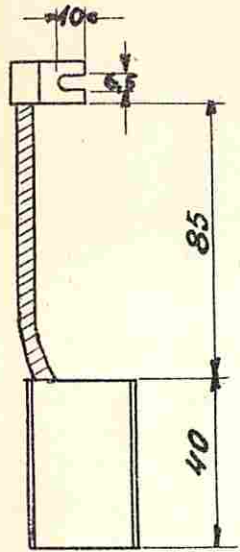
Blad: IX

Nr : 1

L&T : M&Q

Nr 521-524

Maskinafdelingen 15-5-53 M.



1 Hoveddynamo

2 Banemotor

3 Hjælpedynamo

4 Ventilator

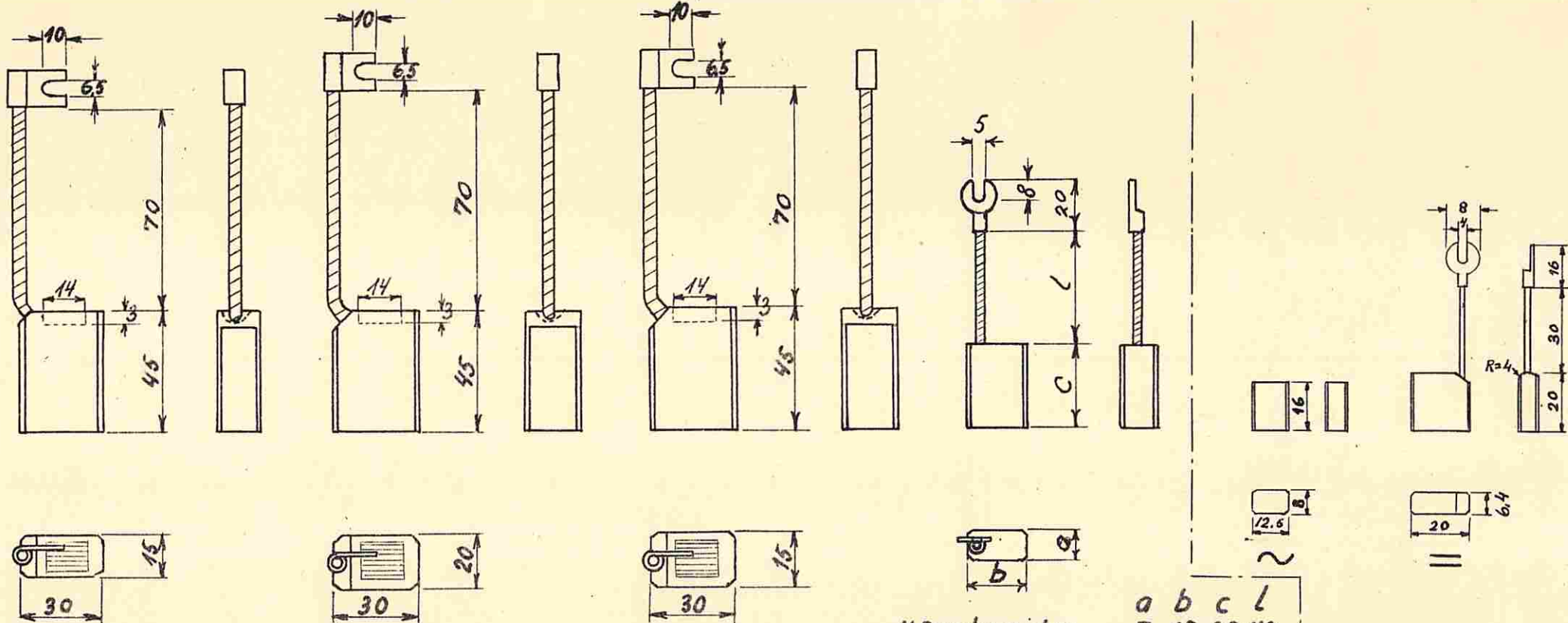
Nr : 1
 L&R : MR
 Nr : 531-533
 Blad : IX

Elektriske maskiner og appar.

Kommutator-og kontaktkul

Endringer

Maskinafdelingen 12-5-53 *W.*



1 Hoveddynamo

2 Banemotor

3 Hjælpedynamo

	a	b	c	l
4 Regulermotor	7	15	25	40
5 Kompressor	12.5	20	30	40
6 Kølev. pumpe	12.5	20	30	40
7 Ventilator f. køler	12.5	20	30	40
8 Cirkul. pumpe	10	10	30	70
9 Lysomformer Dyn.	16	20	30	40
10 " Mot.	12.5	20	30	40
11 Kølekompresor	10	12.5	20	40

12 Omformer for lysrørsbelysning.

Nr 401-406

L&T: Ms

Nr: 1

Blad: IX

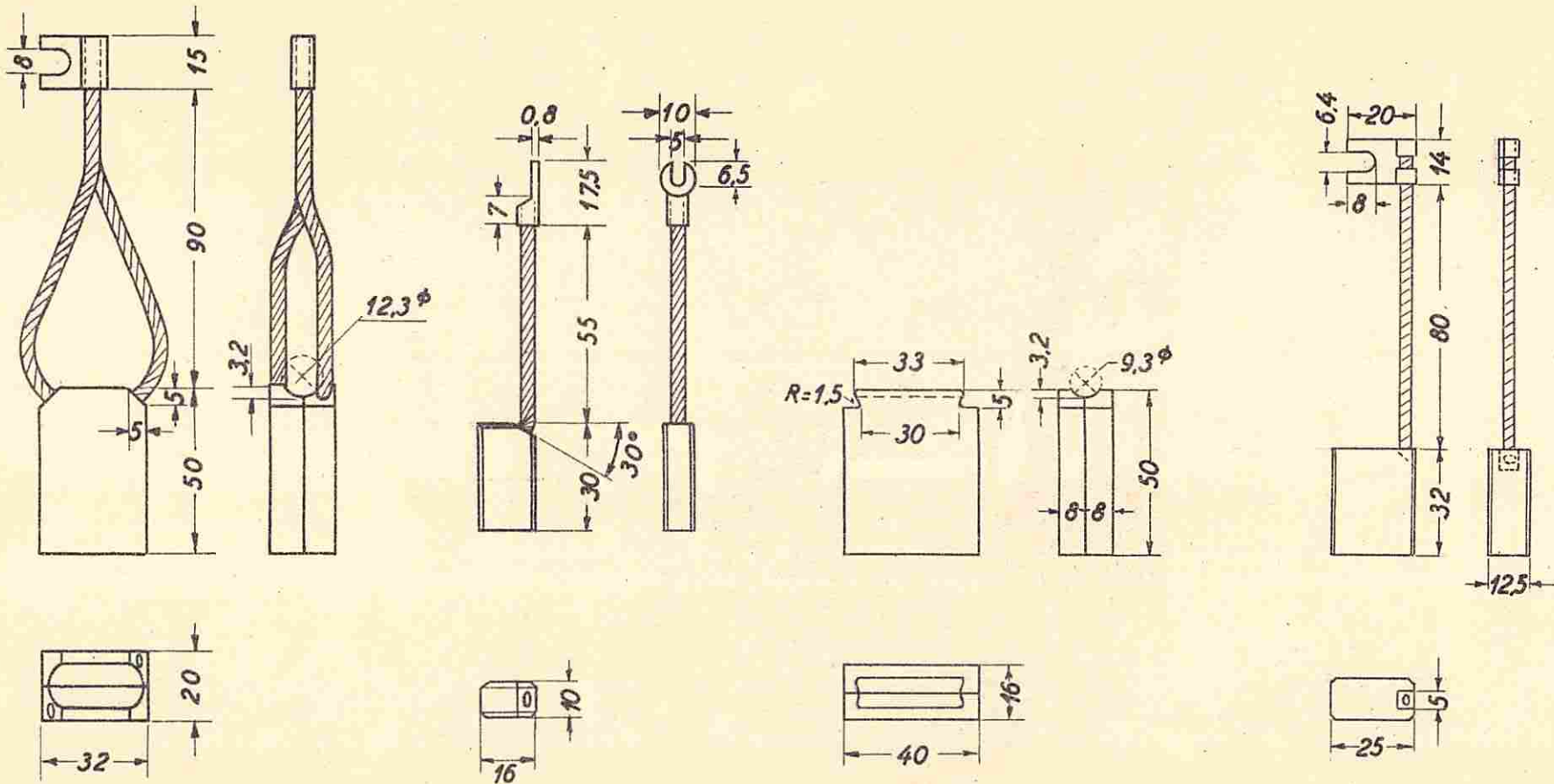
Elektriske maskiner og appar.

Kommutator-og kontaktkul

Ændringer

Rev. 14-7-60 *π*

Maskinafdelingen 20/6-60 π.



1. Hoveddynamo kommutator.

2. Hoveddynamo slæberinge.

3. Banemotor.

4. Hjælpedynamo.

Nr 154-167.

Ltr : MT.

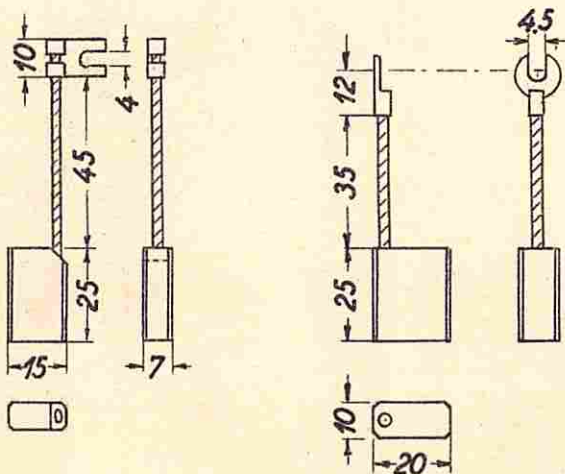
Nr : 1.

Blad : IX

Elektriske maskiner og appar.

Kommutator-og kontaktkul

Ændringer



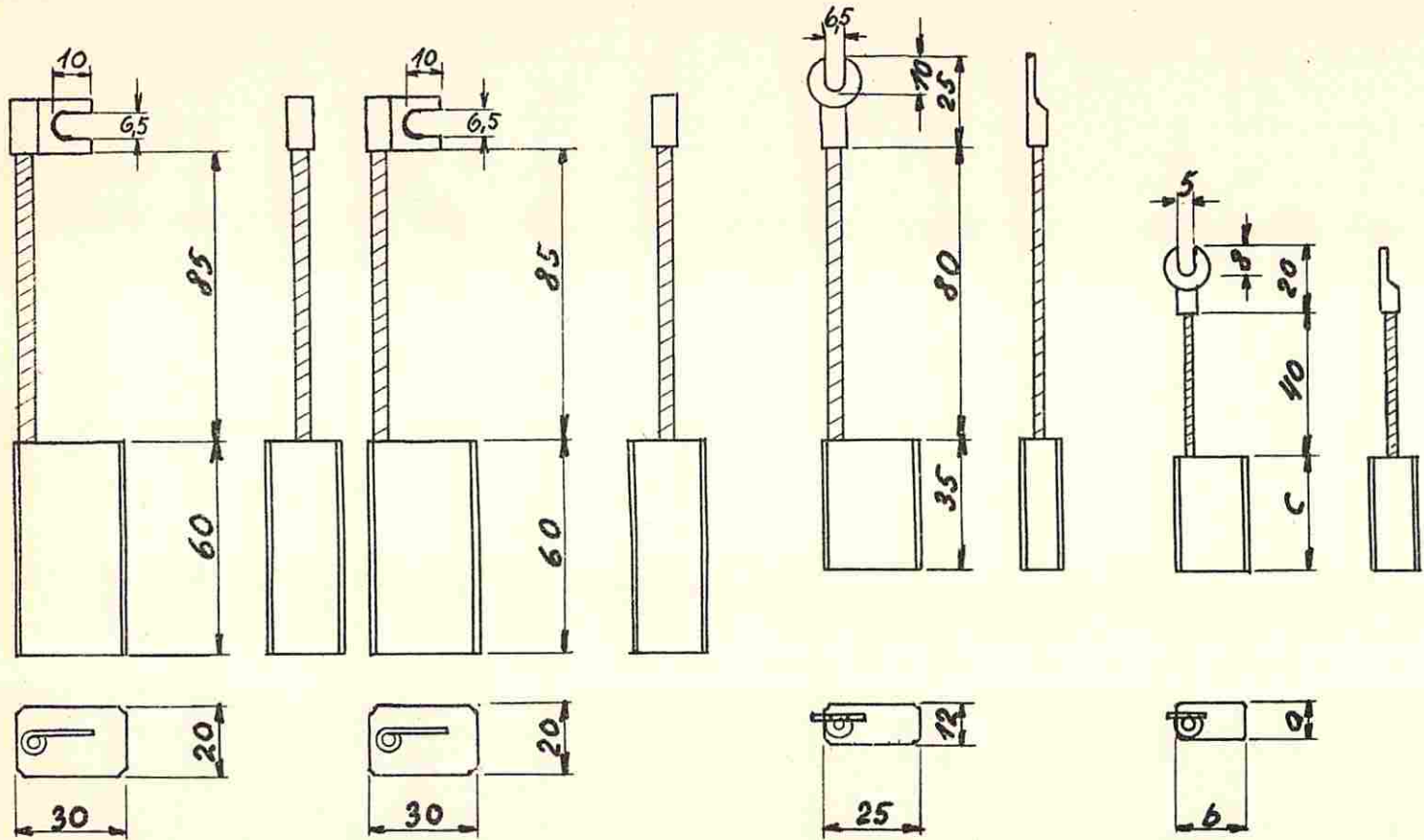
5. Regulermotor.

6. Brændoliefortrykpumpe.

7. Smøreoliepumpe.

Blad: IX	Elektriske maskiner og appar.		Ændringer		
	Kommutator-og kontaktkul				
	Nr : 2	Ltr : MT.		Nr : 151-167.	

Maskinafdelingen 15-5-53 Nr.



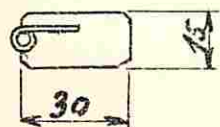
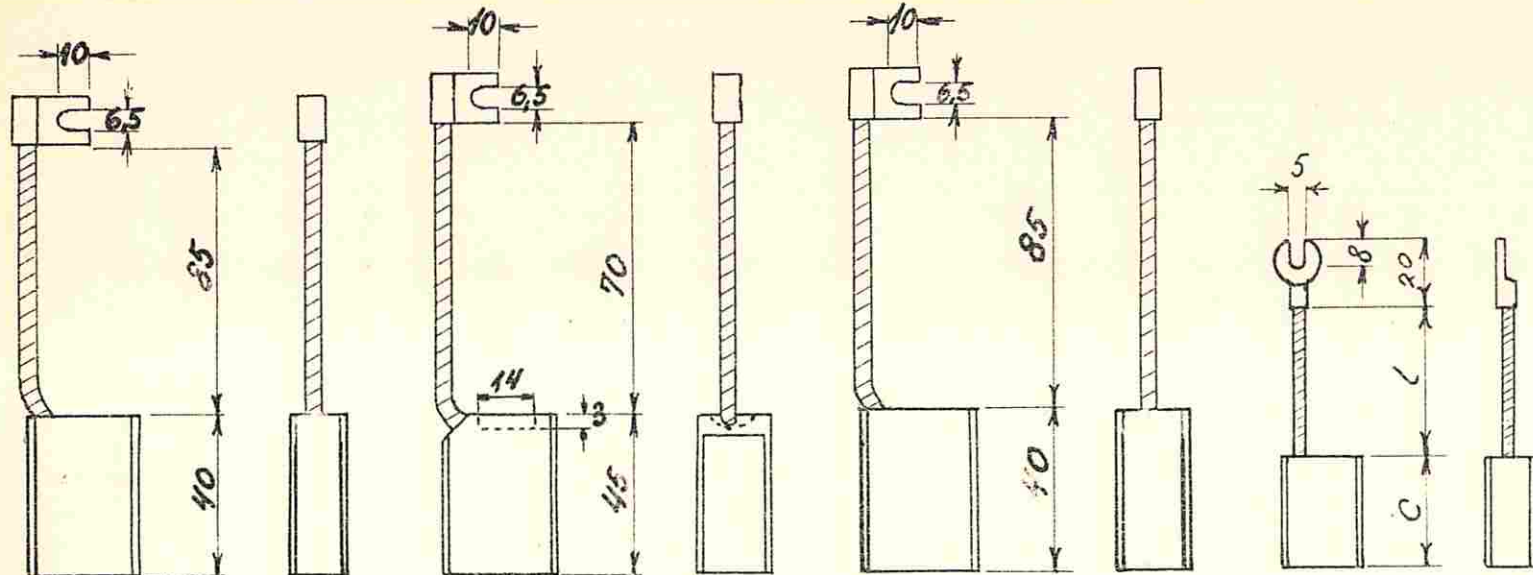
1 Hoveddynamo 2 Banemotor

3 Hjælpedynamo

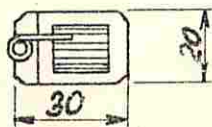
4 Kompressor 12,5 20 30
 5 Kølev. pumpe 16 20 30

Nr: 415	L&T: MV	Nr: 1	Blad: IX	Elektriske maskiner og appar.			
				Kommutator-og kontaktkul			
				Endringer			

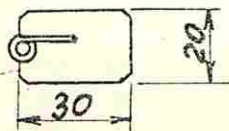
Maskinafdelingen 12-5-53 M.




1 Hoveddynamo



2 Banemotor



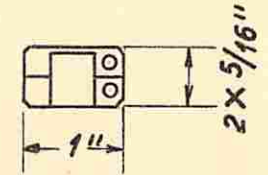
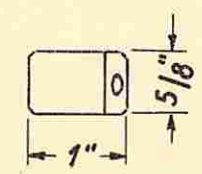
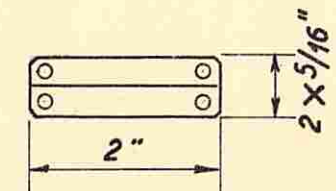
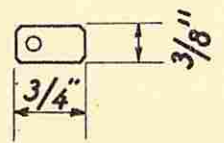
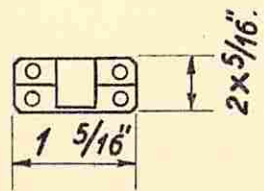
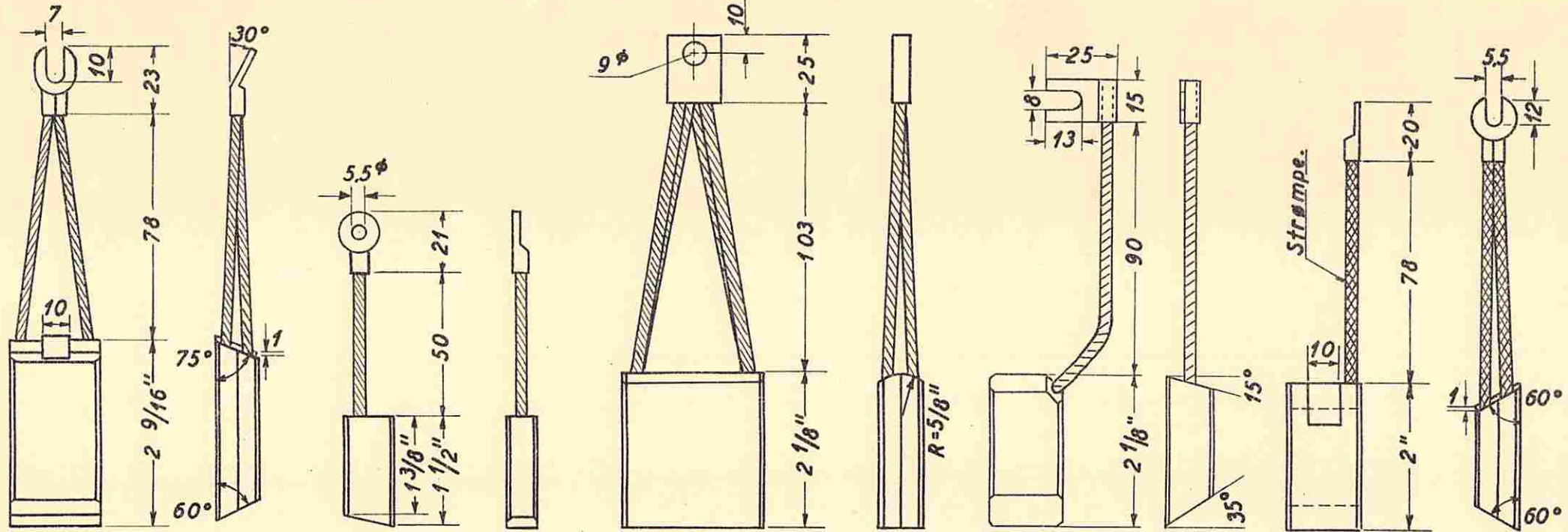
3 Hjælpedynamo



	a	b	c	l
4 Kompressor	12.5	20	30	40
5 Kølevandspumpe	16	20	30	40
6 Solarolispumpe	5	8	25	30
7 Ventilator f. køler	16	22	45	78

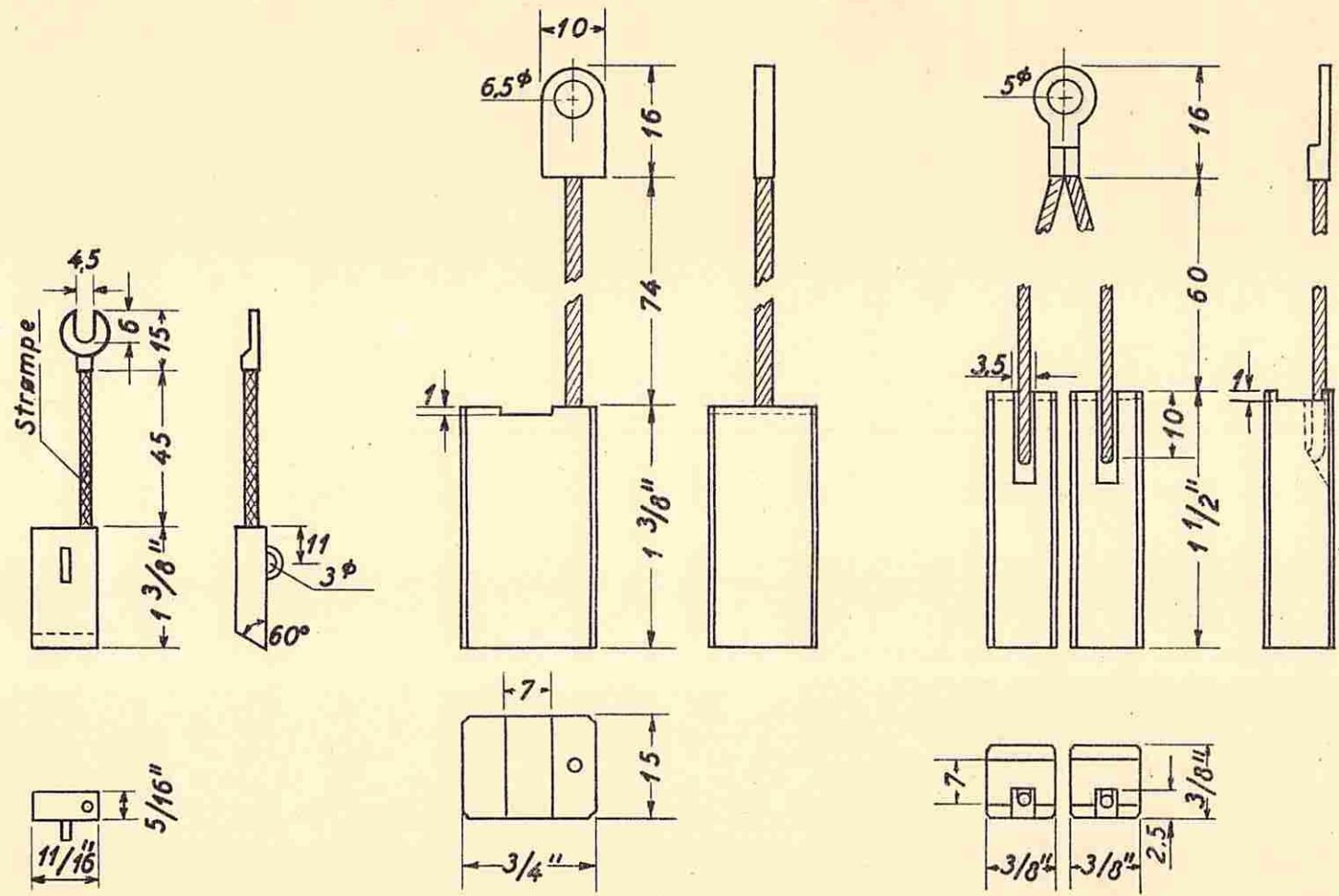
Nr. 131132	Ltr: Mx	Nr.: 1	Blad: IX	Elektriske maskiner og appar.		Ændringer	
				Kommutator-og kontaktkul			

Maskinafdelingen 20/6-58 stia



1. Hoveddyn. Kommut. 2. Hoveddynamo, slæberinge. 3. Banemotor. 4A. Hjælpedynamo. 4B. Hjælpedynamo.

Nr : 1 Ltr : MY. 1101- Nr : 1144	Blad: IX Elektriske maskiner og appar. Kommutator-og kontaktkul	Andringer	Rev. 14-7-60 π.	



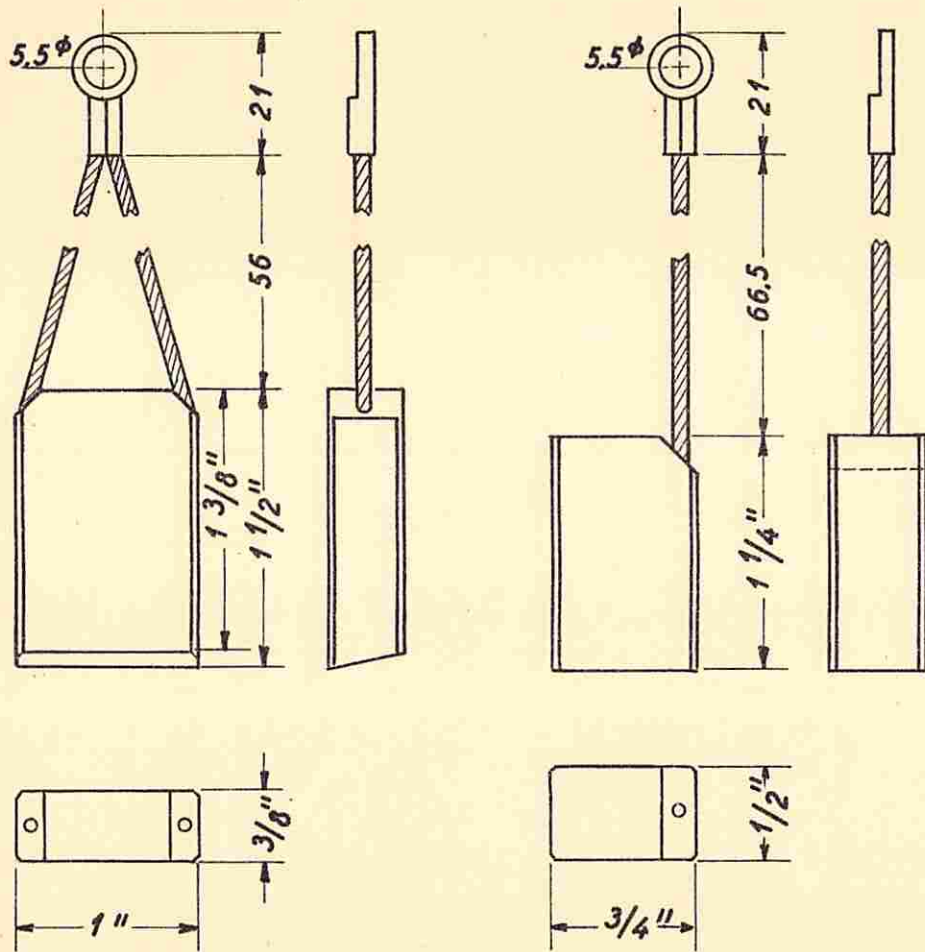
5 Solaroliefortrykpumpe. 6 Motor.

Brændermotor

7 Generator.

Nr : 1101-1144	Ltr : MY.	Nr : 2	Blad: IX	Elektriske maskiner og appar.	Ændringer	
				Kommutator-og kontaktkul		

Maskinafdelingen 20/6-58 stig.



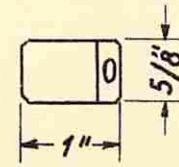
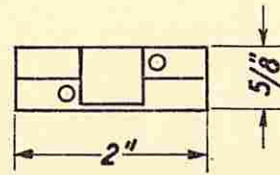
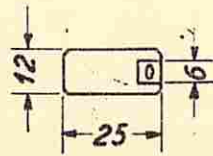
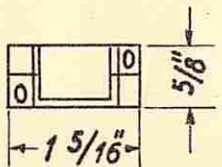
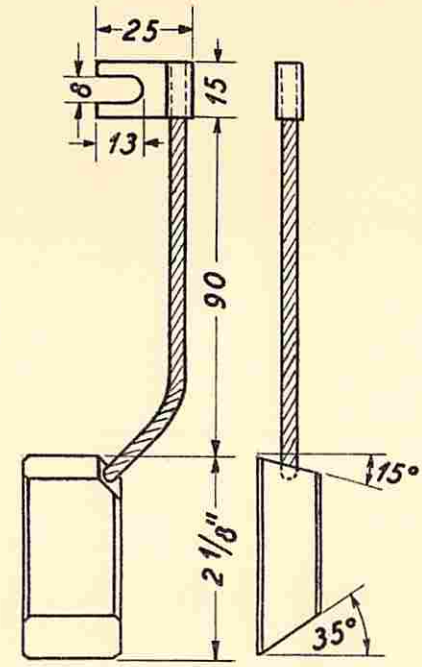
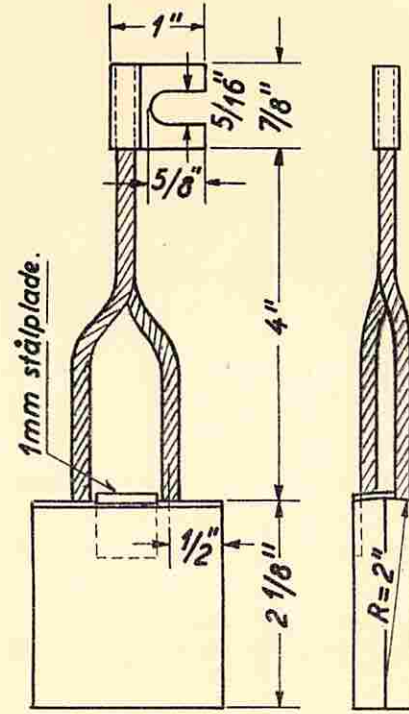
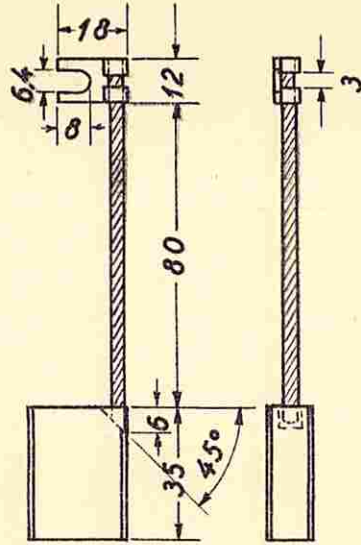
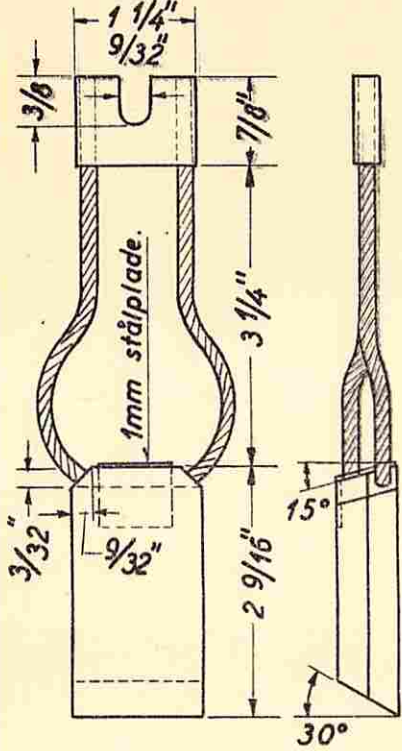
Magnetiseringsregulator.

8. Kommutator.

9 Slæberinge.

Nr : 3 L&T : MY. Nr : 1101-1144.	Blad : IX	Elektriske maskiner og appar.		Andringer	
		Kommutator-og kontaktkul			

Maskinafdelingen 20/6-60 π.



1. Hoveddynamo kommutator.

2. Hoveddynamo slæberinge.

3. Banemotor.

4. Hjælpedynamo.

Elektriske maskiner og appar.

Kommutator-og kontaktkul

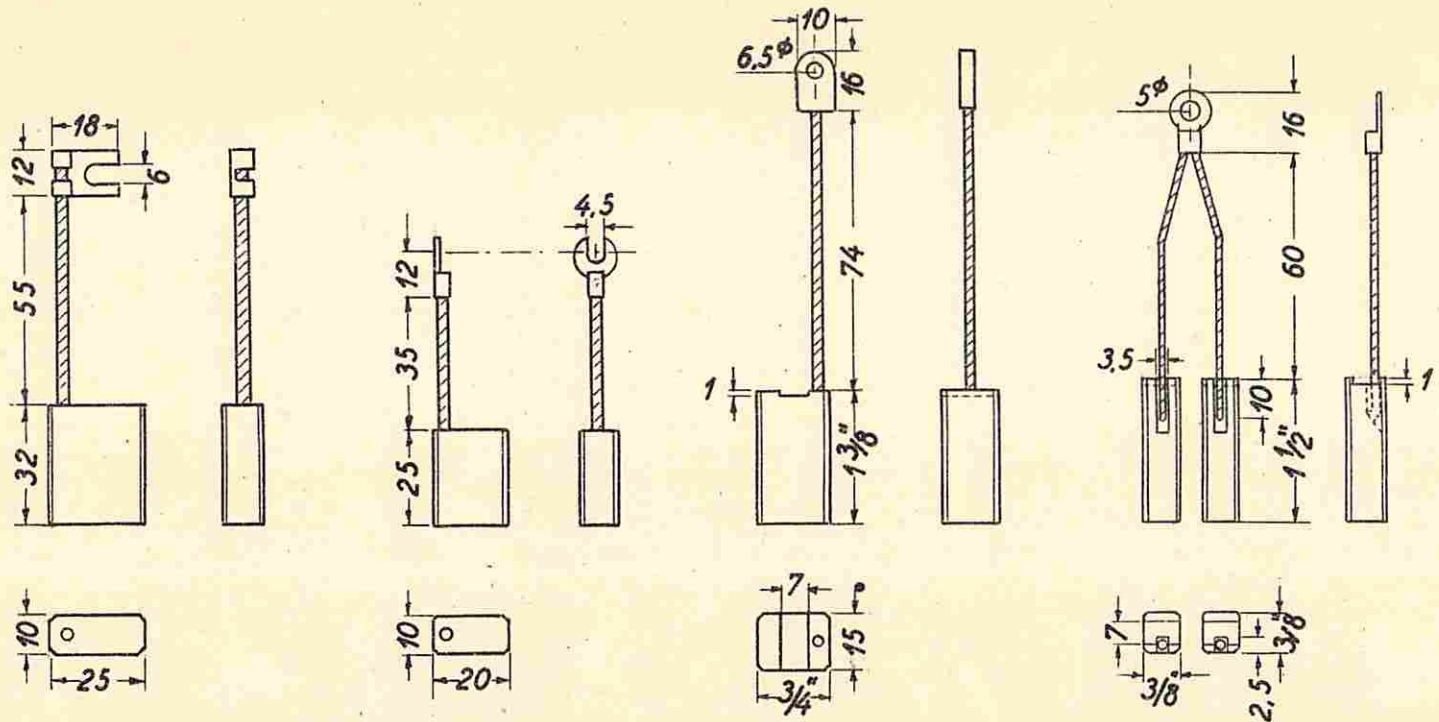
Ændringer

Blad: IX

Nr: 1.

L&T: MY.

Nr: 1201-1202.



5. Regulermotor.

6. Brændoliefortrykpumpe

7. Brændermotor motor.

8. Brændermotor generator.

Nr : 1201-1202	Lfr : My.	Nr : 2	Blad : IX	Elektriske maskiner og appar.		Ændringer	
				Kommutator-og kontaktkul			